




Suction Arms - Wall mounted

FLEXIBLE SOLUTIONS TO CAPTURE WELDING FUMES



A word about our Suction Arms - Wall mounted

Our suction arms are suitable in capturing welding fumes. The arms can either be connected to individual fans or to central suction and filter systems.

The arms are easy to position due to the spring-support. The volumetric flow can be individually regulated via a damper that is integrated in the suction hood.

Lengths and Types

All suction arms have a 6" diameter and a hood with damper. The following types of suction arms are available:

hose type, internal joints 10 ft, 13 ft

hose type, external joints 10 ft

pipe type, internal joints 10 ft

pipe type, external joints 10 ft

For longer arms, please check refer to our suction cranes.


The selection of the type of suction arm depends on your personal choice. Outside joints are a little bit less physically attractive to some, but have a longer life span, increased air flow, and are easier to maintain.

Generally all of our arms are long lasting and require very low maintenance.

The individual fan can provide an airflow of 1,200 cfm. The motor has 0.75 kW and runs on 110V/60Hz. It can be mounted directly to the arm.

Technical information

| | |
|--|------------|
| Max. volumetric flow of the fan [cfm]: | 1,200 |
| Max. pressure [Pa]: | |
| Air intake dia.: | |
| Pre-filter: | |
| Main-filter: | |
| Engine performance [kW]: | 0.75 |
| Voltage [V]: | 110 - 60Hz |
| Power Frequency of control [Hz]: | |
| Rated current [A]: | |
| Protection type: | |




Weight [lbs]:



Height [in]:

Depth [in]:

Width [in]:

Separation efficiency [%]:





Powerful clean air!

*TEKA filtration systems
1218 Guinotte Ave
Kansas City, MO 64120
USA*

*Phone: 816 842 1773
Email: info@teka-direct.com
Web: <http://teka-direct.com>*

